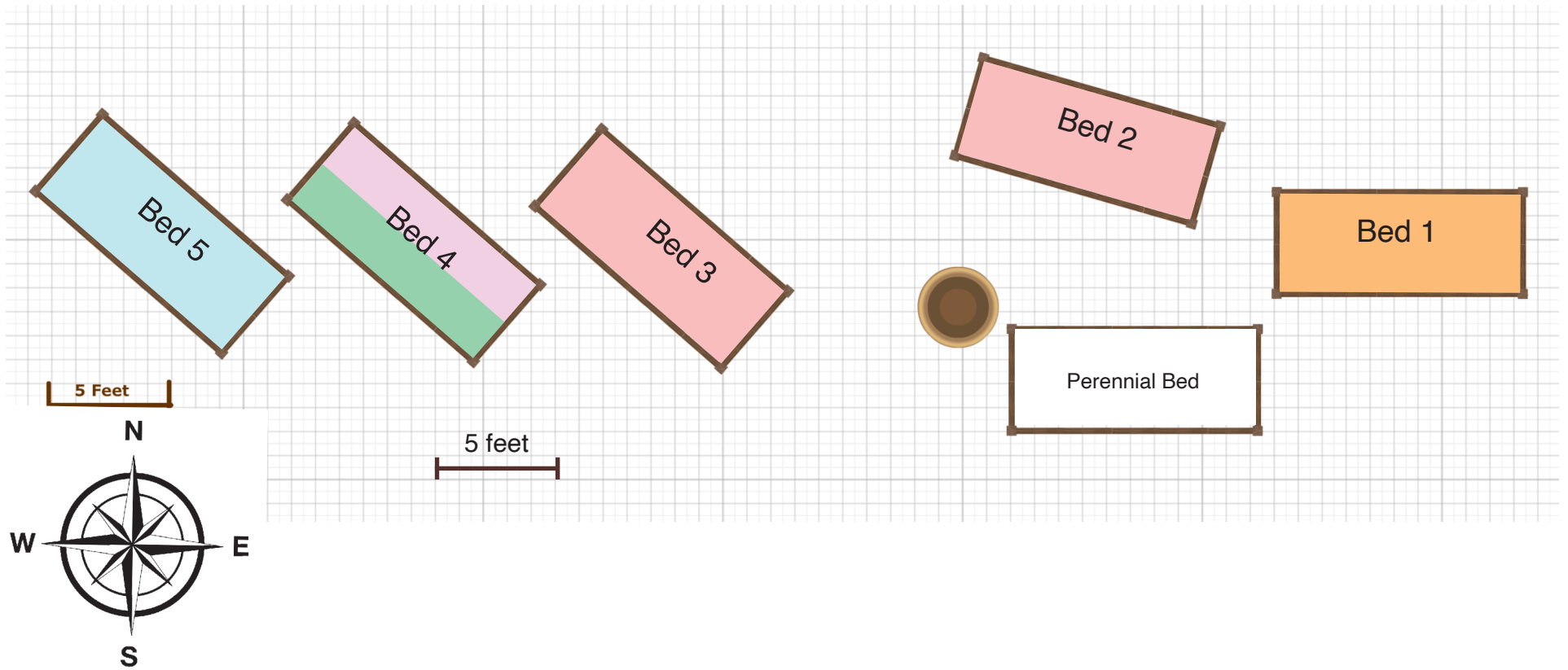



# 2025 Crest View Garden

## Raised Bed Overview



Color Key:	Cucurbit	Carrot	Nightshade	Brassica	Legume	Beetroot
------------	----------	--------	------------	----------	--------	----------

# 2025 Crest View Garden Kindergarten Courtyard



**marigold**  
(plant starts provided)

spacing: interplant with nightshades, 6 inches away from other plants

**peppers**  
(plant start provided)

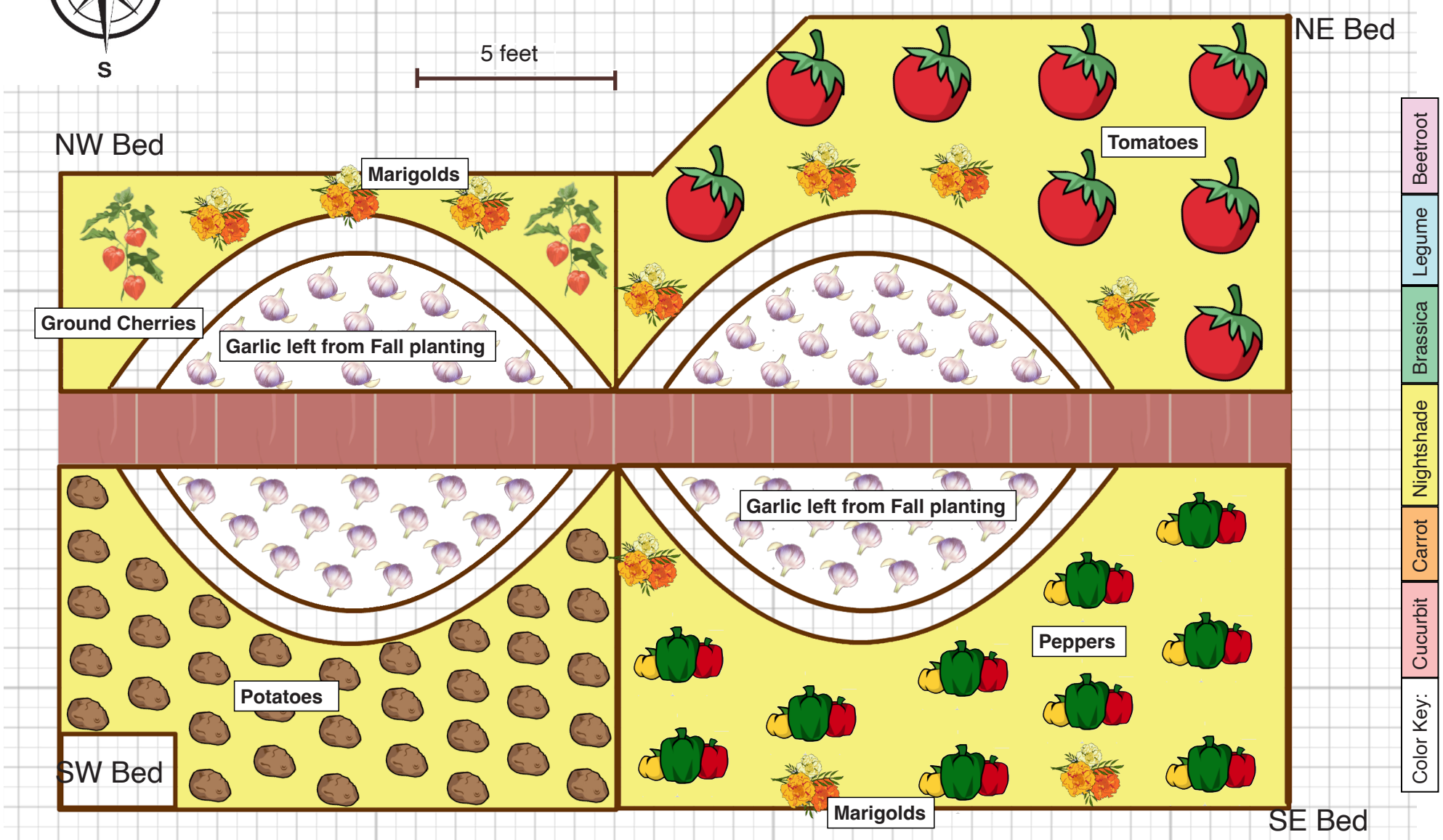
spacing: one plant +/- every 14 inches

**ground cherry**  
(plant start provided)

spacing: one plant +/- every 2 feet

**tomatoes**  
(plant start provided)

spacing: one plant +/- every 2 feet




# Carrot Family Bed 1

## 2025 Crest View Elementary Garden

### Planting Instructions:

1 foot



#### carrots

1/4 inch  
seed depth

spacing: one  
seed every 2  
inches  
in each direction



#### cilantro

1/4 inch seed depth

spacing: one  
seed every 4 inches



#### parsley

1/4 inch seed depth

spacing: one  
seed every 8 inches



+ In fall, Students will study the plant life cycle, so we let this lettuce go to seed at the end of this bed.

4' x 10'


# Cucurbit Family Bed 2

## 2025 Crest View Elementary Garden

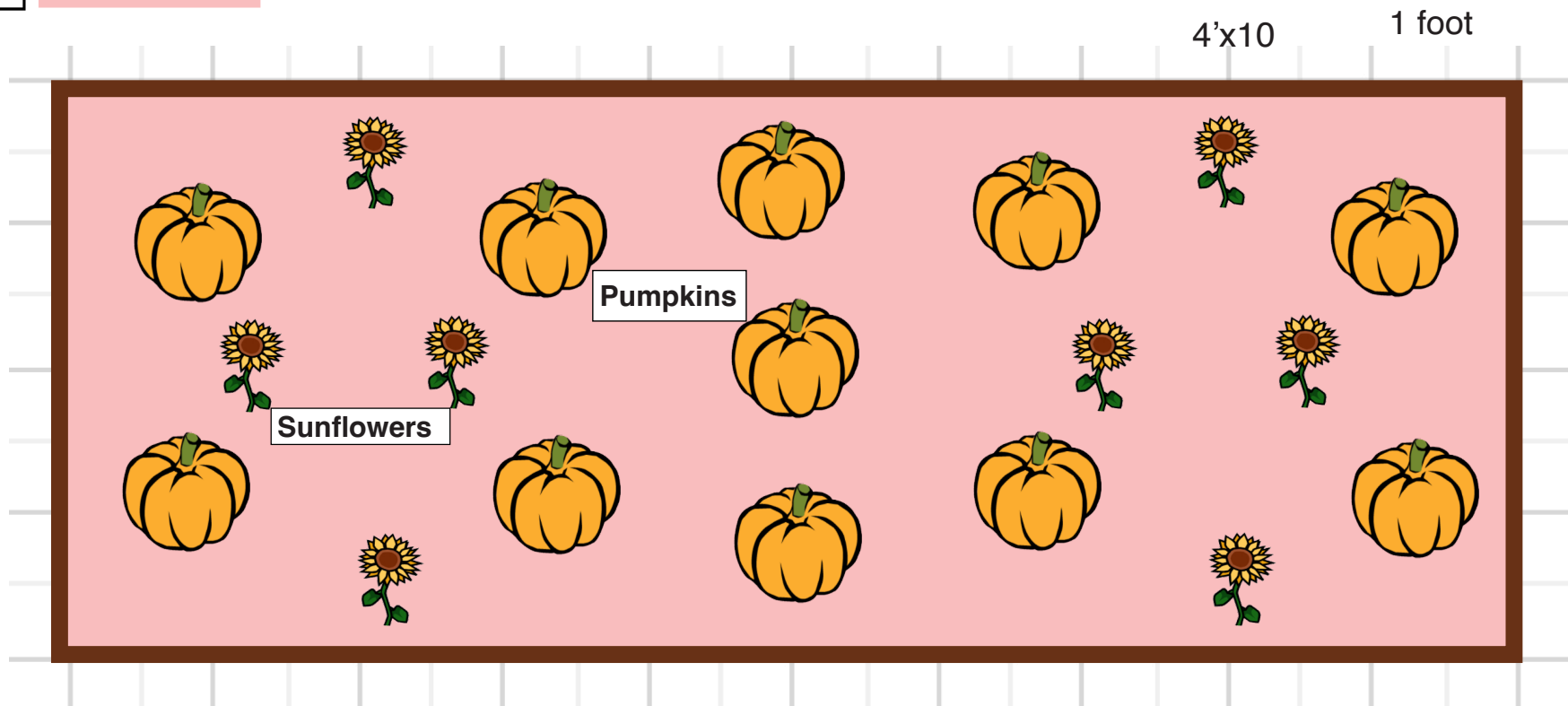
+ Sunflowers for pumpkin vines to climb

Planting Instructions:

**sunflower**  
1/4 to 1/2 inch  
seed depth  
-----  
interplant with  
pumpkins +/- 10  
inches from  
mounds



**pumpkin**  
1 inch seed depth  
-----  
spacing: three  
seeds  
in each mound\*  
(mounds spaced  
2-3 feet apart)




# Cucurbit Family - Bed 3


## 2025 Crest View Elementary Garden

### Planting Instructions:


**nasturtium**  
 1/2 inch seed depth  
 -----  
 interplant with summer squash / cucumbers. Should be +/- 10 inches from other seeds



**summer squash**  
 1/2 to 1 inch seed depth  
 -----  
 spacing: 2-3 seeds in each mound\* (mounds spaced 2 feet apart)

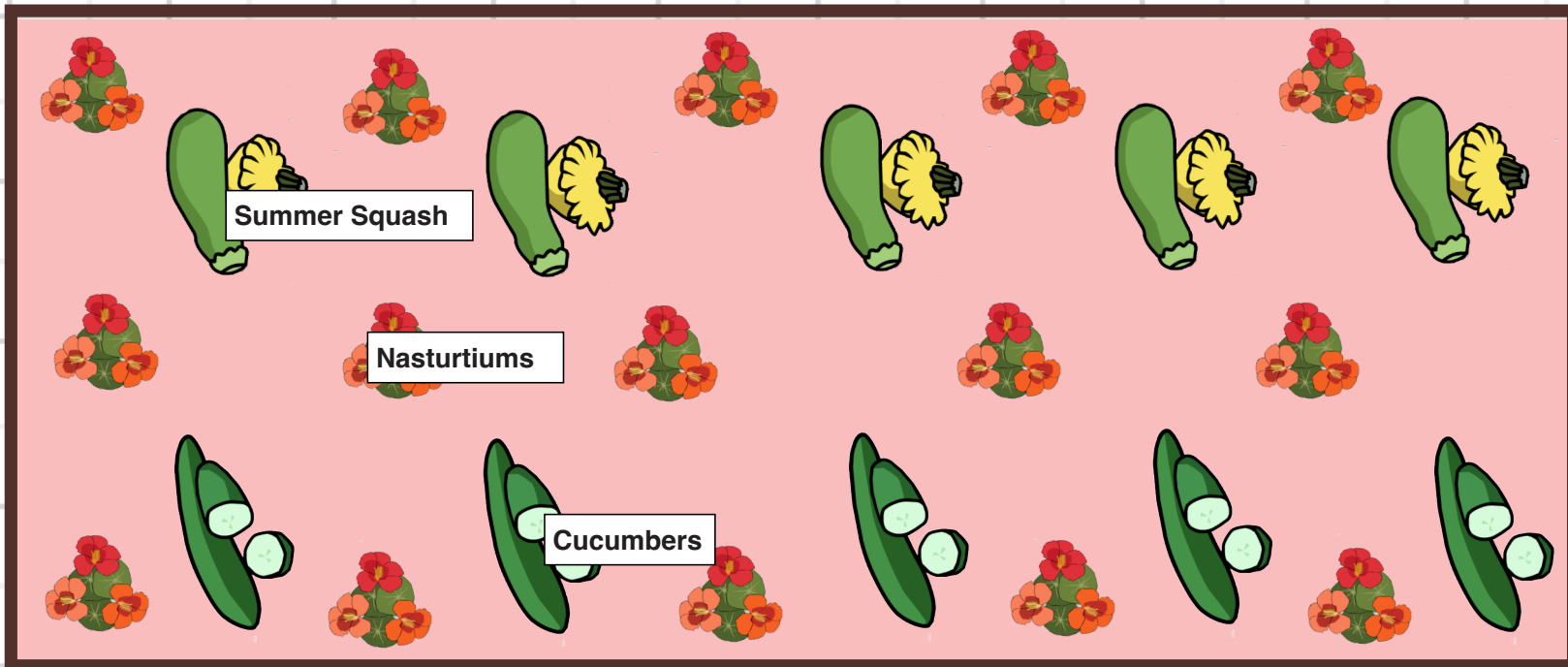


**cucumber**  
 1/2 inch seed depth  
 -----  
 spacing: 2 seeds every two feet



\*Each 'mound' of soil should be about 1 foot wide and 4 inches tall.

+ nasturtiums to repel creatures who like cucurbits and to improve the growth and flavor of cucumber and squash plants.



1 foot

4'x10'



# Beetroot and Brassica Families - Bed 5

## 2025 Crest View Elementary Garden

+Onions as a good companion plant with beets

### Planting Instructions:

#### kohlrabi

1/4 inch seed depth

spacing: one seed every 6 inches



#### turnip

3/4 inch seed depth

spacing: one seed every 4 inches in each direction



#### radish

1/4 inch seed depth

spacing: one seed every inch



#### onion

(onion sets provided)

1.5 inch depth with root end down

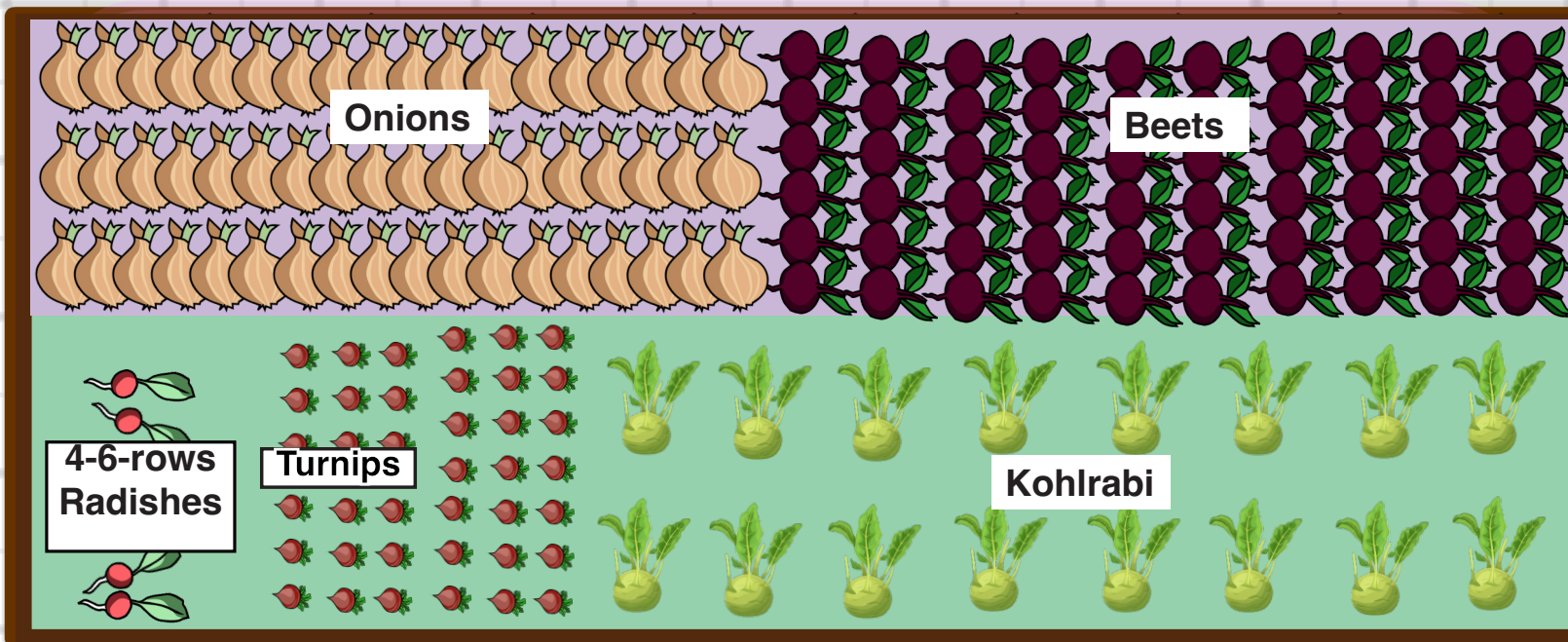
spacing: one onion every 4-6 inches



#### beet

1/2 inch seed depth

spacing: one seed every 4 to 6 inches



4' x 10'

1 foot

# Legume Family Bed 5

## 2025 Crest View Elementary Garden


+ Marigolds to deter creatures who like to snack on legumes

### Planting Instructions:

Pole Beans require a trellis to climb. Garden to Table will provide bean trellising, so please label the location of pole beans.

**marigold**  
(plant starts provided)


spacing: inter-plant with legumes, 6 inches away from bean pods



**pole bean**

1 inch seed depth

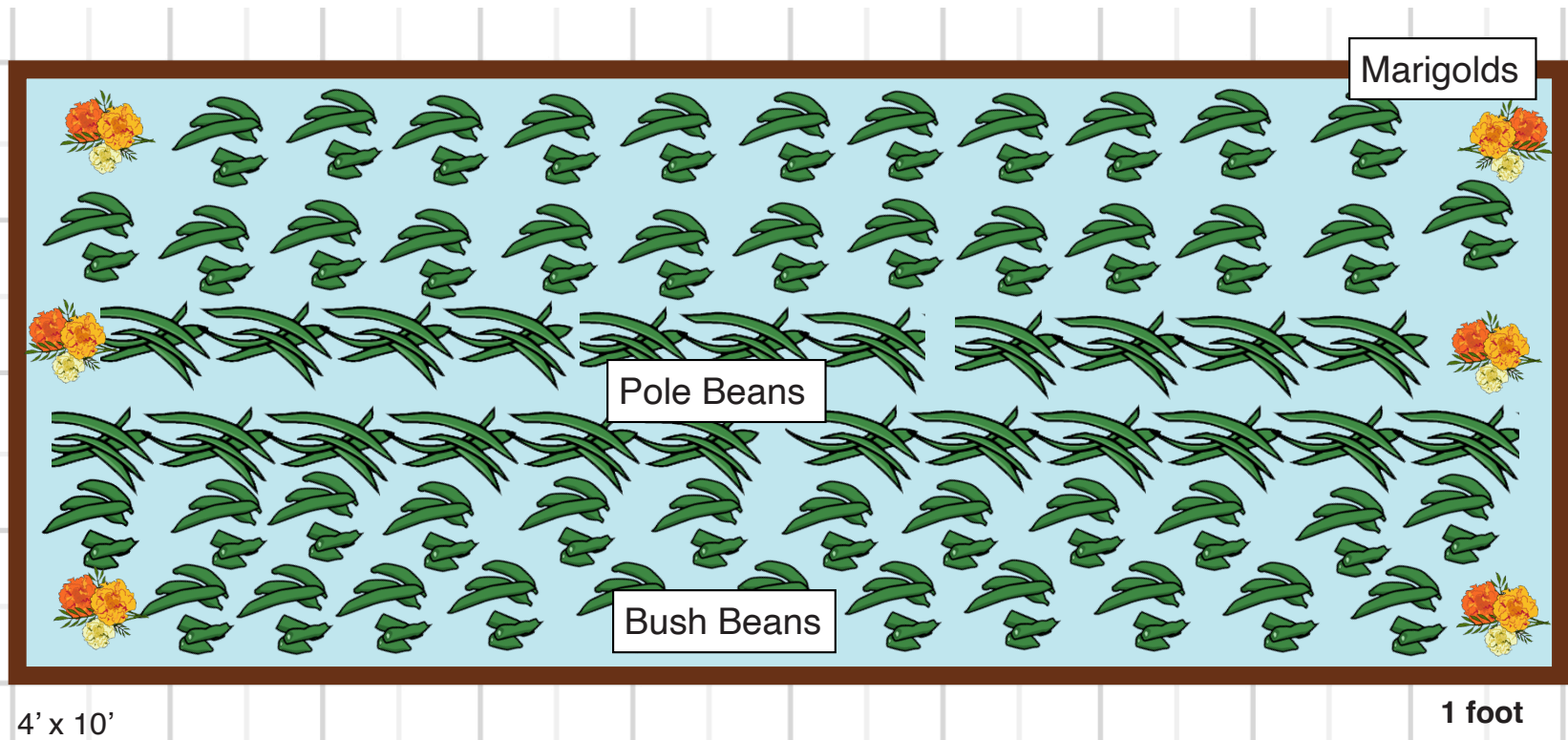

spacing: one seed every 10 inches



**bush bean**

1 inch seed depth

spacing: one seed every 10 inches





Hello Millie and Melissa!

Here's wishing you a wonderful planting! Without you, this partnership between Crest View and Garden to Table wouldn't work. Thank you so much for being the garden leads for your school!

### A Few Notes about your Delivery:

Maps: In making your maps each year we pay very close attention to crop rotation. In the table below, "CC" stands for Cover Crop, an asterisk denotes a lettuce bed, and the garlic symbol means garlic was planted in those beds in Fall.

Crest View	2022	CC?	2023	CC?	2024	CC?	2025
Bed 1	Nightshades	Y	Cucurbits		Cucurbits	Y	Carrot
Bed 2	Cucurbits	Y	Nightshades		Nightshades	Y	Cucurbits
Bed 3*	Brass/Beetroot	Y	Carrot		Carrot	Y	Cucurbits
Bed 4*	Carrot	Y	Legumes		Legumes	Y	Brass/Beetroot
Bed 5*	Legumes	Y	Brass/Beetroot		Brass/Beetroot	Y	Legumes
Kinder NW Bed	Allium	Y	Legumes		Cucurbits	Y	Nightshades and 🍄
Kinder NE Bed	Allium	Y	Legumes		Cucurbits	Y	Nightshades and 🍄
Kinder SW Bed	Nightshades	Y	Legumes		Cucurbits	Y	Nightshades and 🍄
Kinder SE Bed	Nightshades	Y	Legumes		Cucurbits	Y	Nightshades and 🍄

Still, because crop rotation helps with soil fertility and reduces pest and disease pressures, please spend some time before the planting to be certain your map is oriented correctly. Some parent leads like to place each page of the map in its corresponding bed for volunteers/teachers/students to easily reference. This is why we print the pages single-sided.

Watering: Please keep your starts moist (but not soggy) prior to planting. This will prevent transplant shock and make them easier to handle. After planting, please gently water seeds and starts. Our team will more deeply irrigate when we return later in the day. We'll also install tomato cages with protective plastic.

Trays and Plastic Containers: We grow our own plant starts in washed/repurposed containers. Please disregard what's written on any stickers attached to pots. Also, please gather up the containers once the planting is finished. We'll take these away to wash and repurpose again next year.

Leftover Seeds: Please leave your leftover seeds in the GTT Program Bin for us to pick up after the planting and use for replanting what doesn't germinate. We'll make sure they don't go to waste!

Please let us know if you have any questions. Happy Planting from Garden to Table's Garden Team!

## Contents of your Delivery:

### For Cucurbit Beds

- Pumpkin Seeds
- Sunflower Seeds
- Summer Squash Seeds
- Cucumber Seeds
- Nasturtium Seeds

### For Carrot Bed

- Carrot Seeds
- Parsley Seeds
- Cilantro Seeds

### For Beetroot bed

- 70 Onion "sets"
- Beet seeds

### For Nightshade Bed (K Courtyard)

- 10 Marigold Starts
- 8 Tomato Starts
- 9 Pepper Starts
- 2 Ground Cherry Starts
- 34 Potato "sets"

### For Legume Bed

- 6 Marigold Starts
- Pole Bean Seeds
- Bush Bean Seeds

For Pollinator-Attracting Perennial Bed:

### For Brassica Bed

- Radish Seeds
- Kohlrabi Seeds
- Turnip Seeds