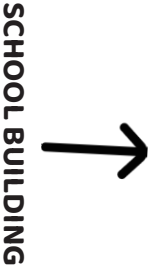
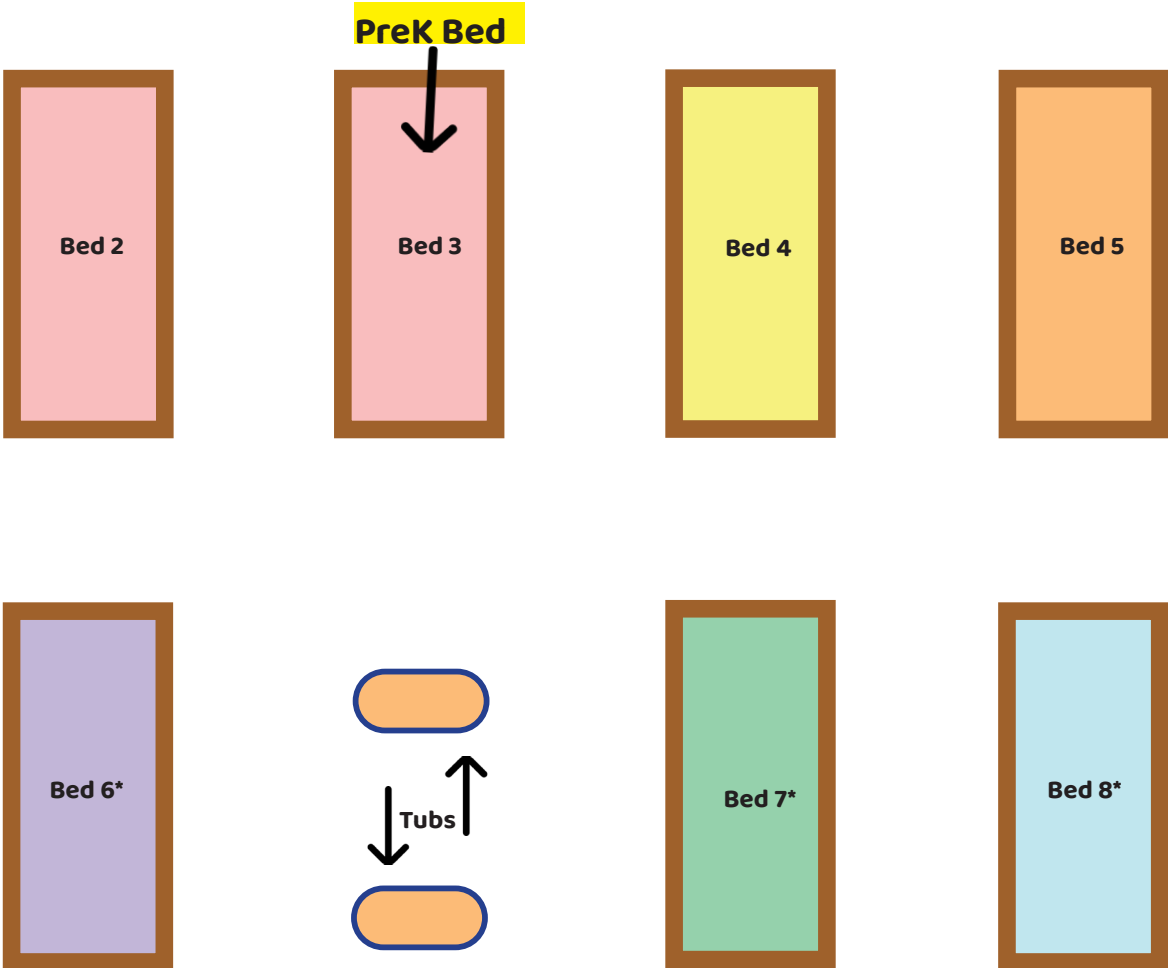



# 2023 University Hill Elementary Garden Overview

Color Key:	Cucurbit	Carrot	Nightshade	Brassica	Legume	Beetroot
------------	----------	--------	------------	----------	--------	----------

\* Beds 6, 7, 8 are where lettuce was planted in March and grown for May harvest. These beds are equipped with clamps and brackets for season-extending caterpillar tunnels.



# Cucurbit Family - Bed 2

## 2023 University Hill Elementary Garden

+ nasturtiums to repel creatures who like cucurbits ...and to improve growth and flavor of cucumber and squash plants.

### Planting Instructions:

**nasturtium**  
 1/2 inch seed depth  
 -----  
 interplant with summer squash / cucumbers. Should be +/- 10 inches from other seeds



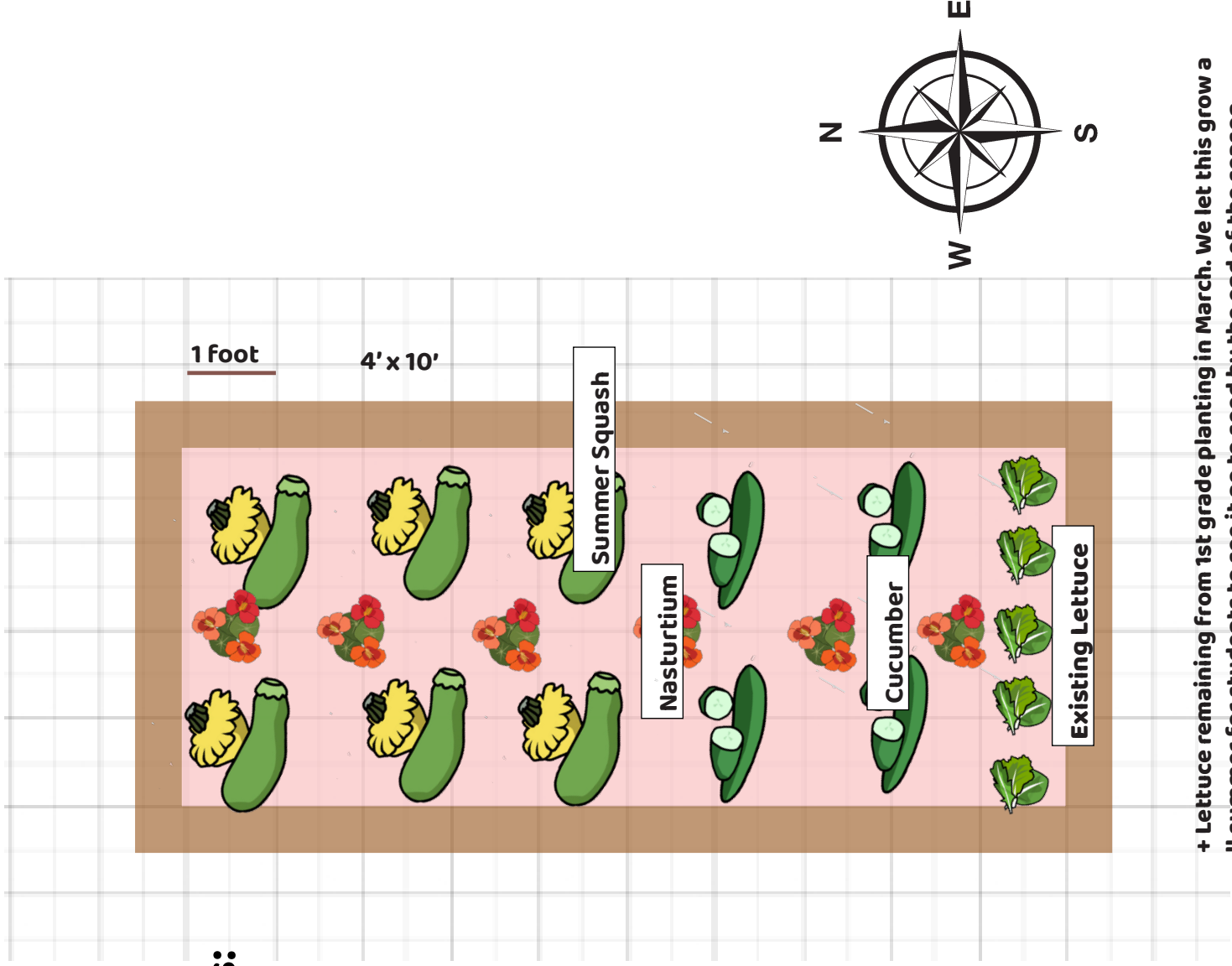
**summer squash**  
 1/2 to 1 inch seed depth  
 -----  
 spacing: 2-3 seeds in each mound\* (mounds spaced 2 feet apart)



**cucumber**  
 1/2 inch seed depth  
 -----  
 spacing: 2 seeds every two feet



\*Each 'mound' of soil should be about 1 foot wide and 4 inches tall.

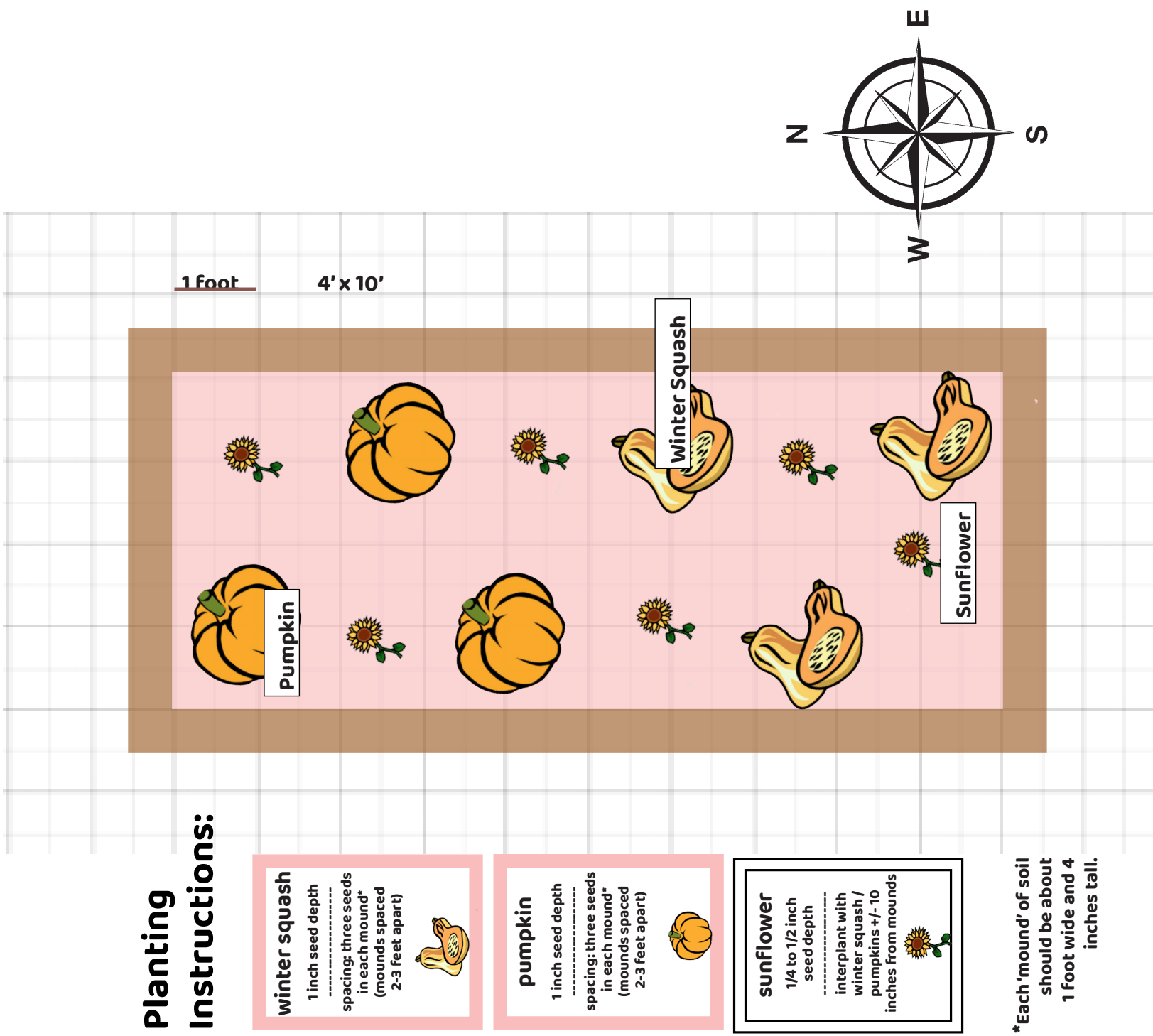


+ Lettuce remaining from 1st grade planting in March. We let this grow all summer for students to see it go to seed by the end of the season.

# Cucurbit Family - Bed 3 + Sunflowers

## 2023 University Hill Elementary Garden

### Prek Bed



### Planting Instructions:

**winter squash**  
 1 inch seed depth  
 spacing: three seeds in each mound\* (mounds spaced 2-3 feet apart)



**pumpkin**  
 1 inch seed depth  
 spacing: three seeds in each mound\* (mounds spaced 2-3 feet apart)



**sunflower**  
 1/4 to 1/2 inch seed depth  
 interplant with winter squash / pumpkins +/- 10 inches from mounds

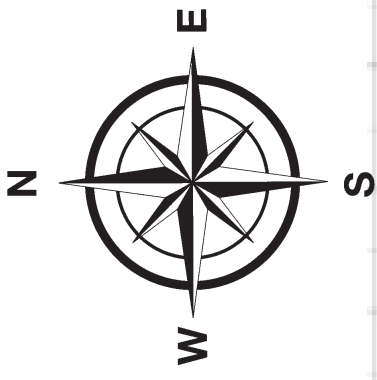


\*Each 'mound' of soil should be about 1 foot wide and 4 inches tall.

# Nightshade Family - Bed 4

## 2023 University Hill Elementary Garden

+ Marigold to deter creatures who like tomatoes



### Planting Instructions:


**tomatoes**  
(plant start provided)

spacing: one plant +/- every 2 feet




**potatoes**  
3 to 4 inch depth

spacing: one potato section every 12 to 18 inches, cut side down, with eyes (sprouts) up



**peppers**  
(plant start provided)

spacing: one plant +/- every 14 inches



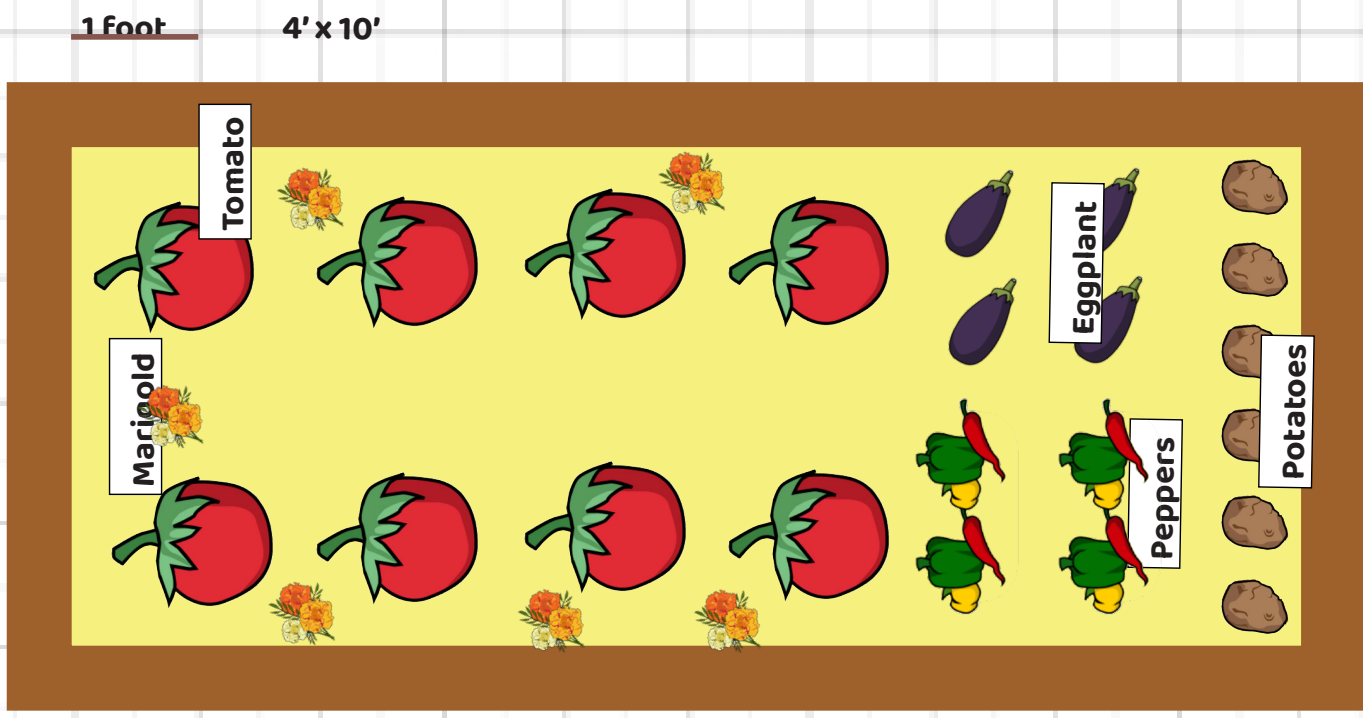
**marigold**  
(plant starts provided)

spacing: interplant with nightshades, 6 inches away from other plants



**eggplant**  
(plant start provided)

spacing: one plant +/- every 14 inches



# Carrot Family - Bed 5

## 2023 University Hill Elementary Garden

### Planting Instructions:

#### Planting Instructions:

##### carrots

1/4 inch  
seed depth

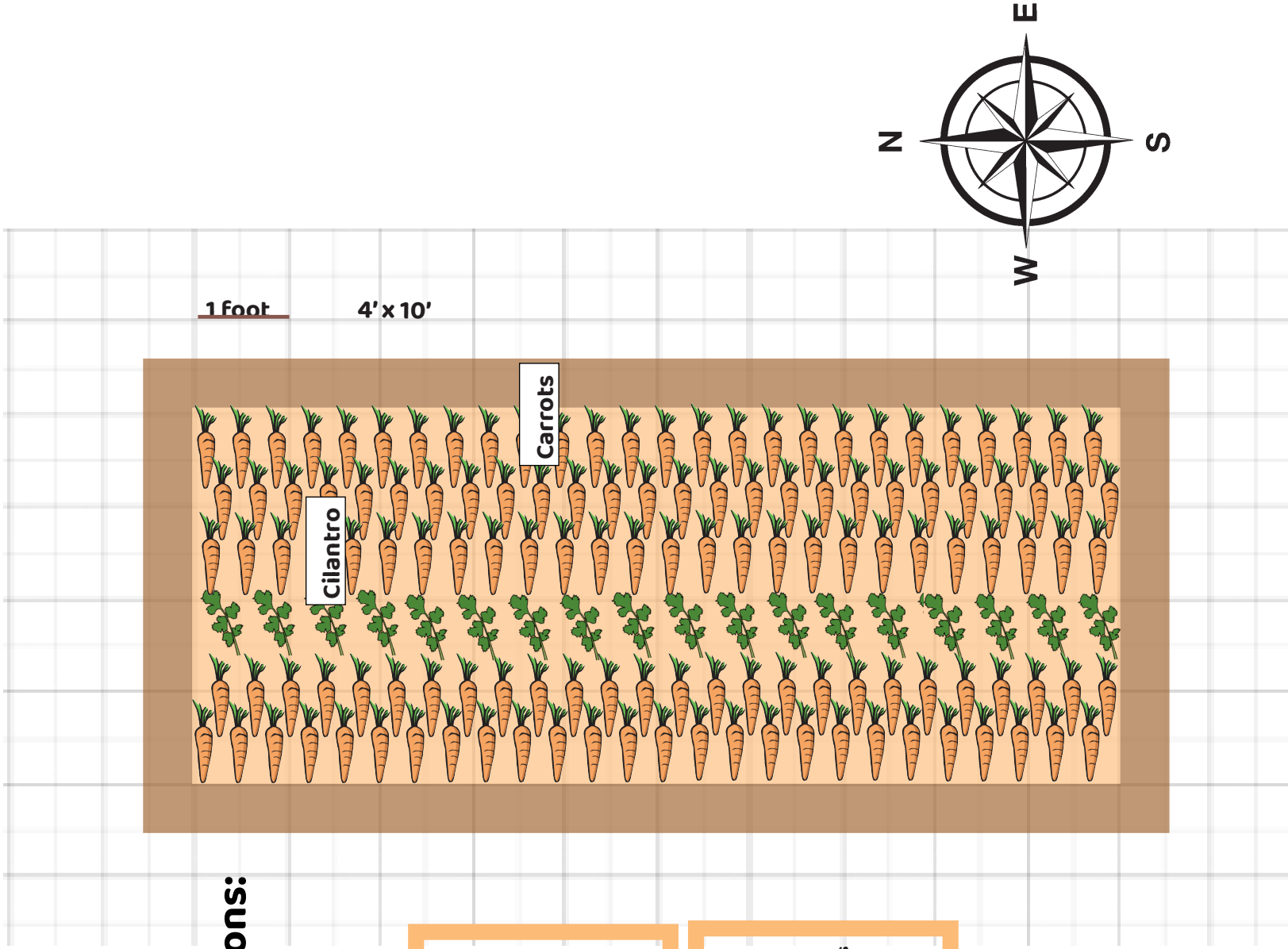
spacing: one  
seed every 2 inches  
in each direction



##### cilantro

1/4 inch seed depth

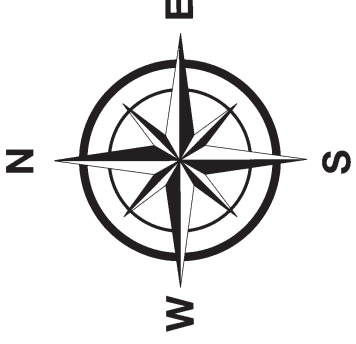
spacing: one  
seed every 4 inches



# Legume Family - Bed 6

## 2023 University Hill Elementary Garden

+ Marigold to discourage creatures who like legumes



### Planting Instructions:

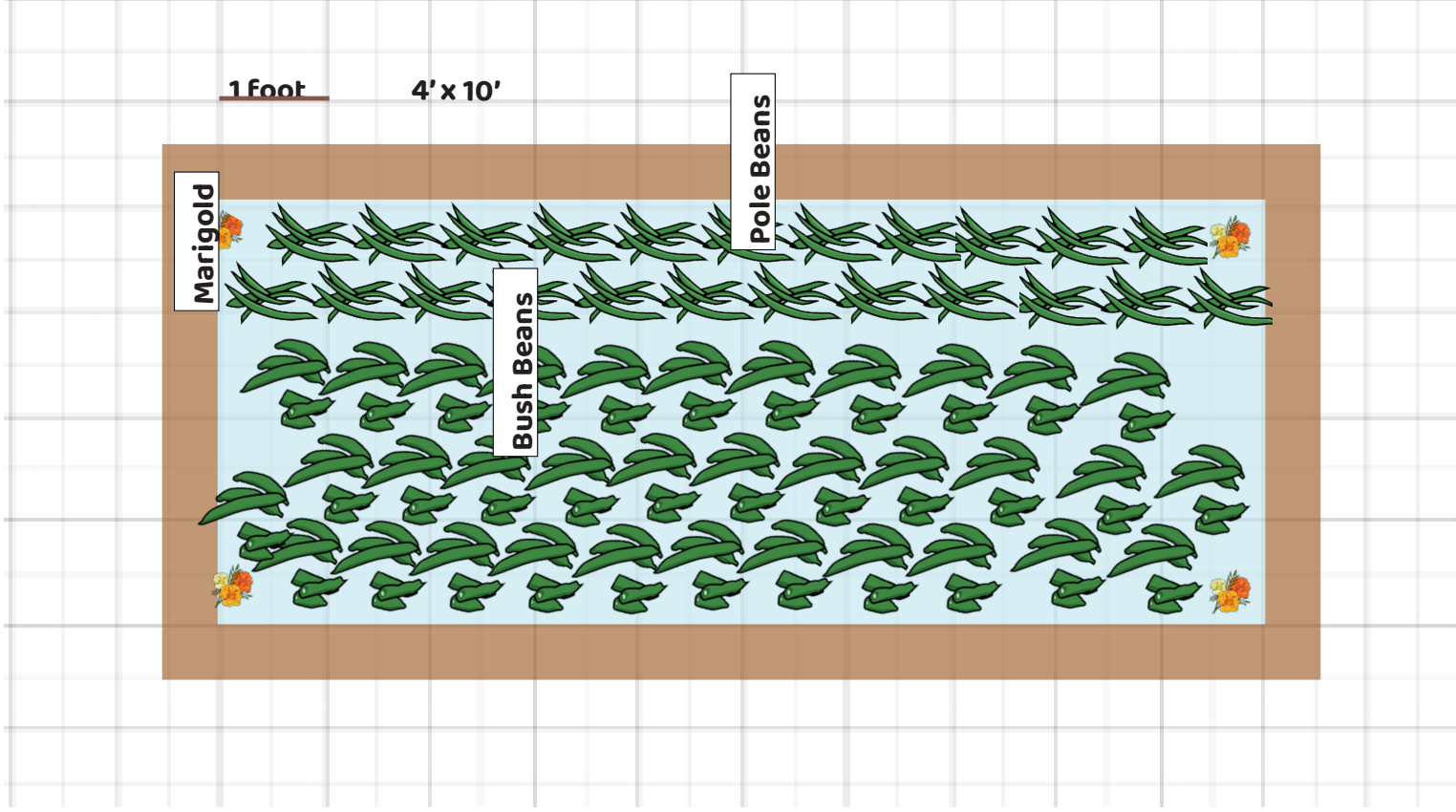
**bush beans**  
1 inch seed depth  
-----  
spacing: one seed every 10 inches



**pole beans**  
1 inch seed depth  
-----  
spacing: one seed every 10 inches



**marigolds**  
(plant starts provided)  
-----  
spacing: interplant with legumes, 6 inches away from bean seeds



# Beetroot Family - Bed 7

## 2022 University Hill Elementary Garden

+ onions, as a good companion plant with beets and chard

### Planting Instructions:

#### beets

1/2 inch seed depth

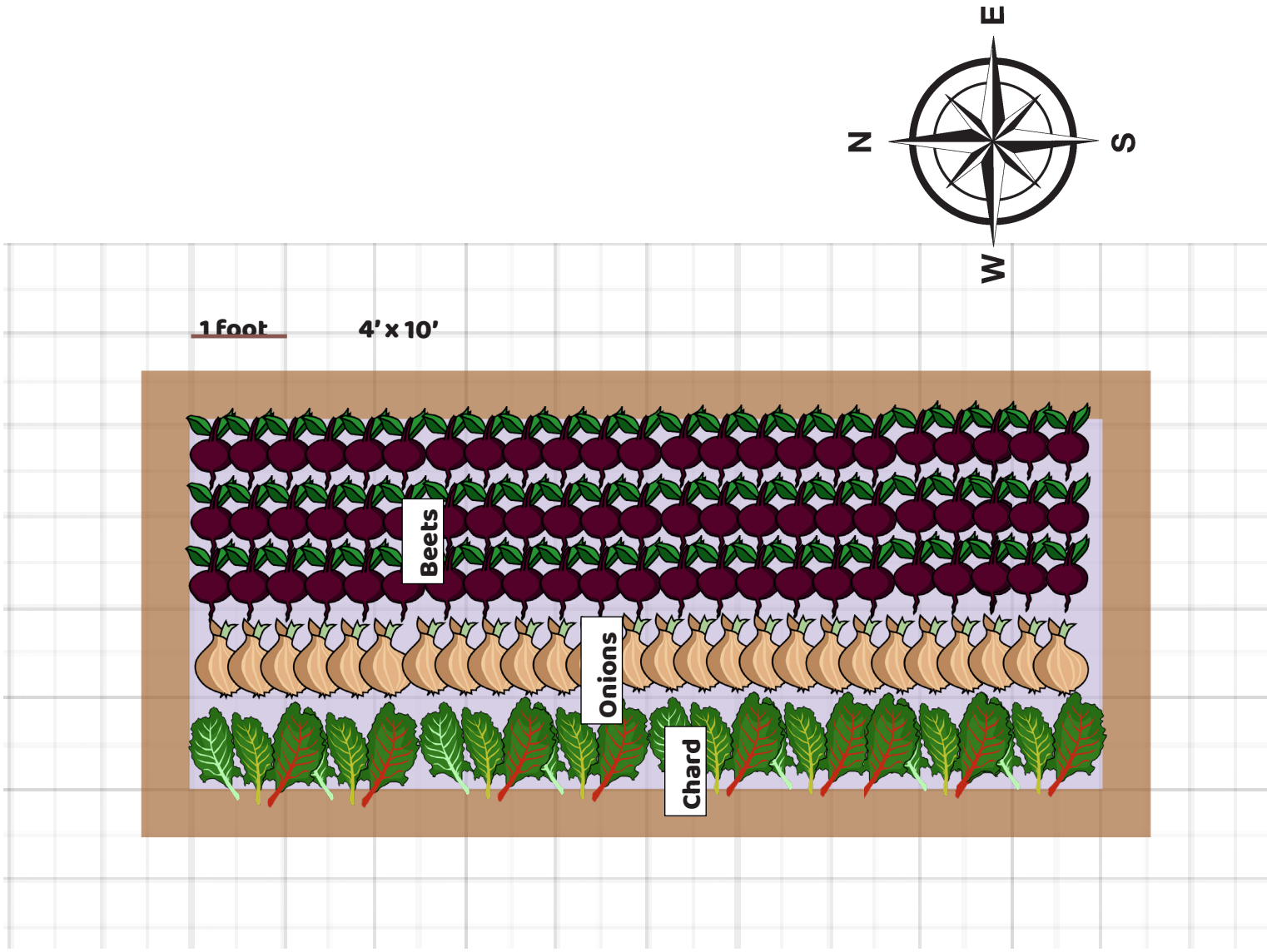
spacing: one seed every 4 to 6 inches



#### chard

1/2 inch seed depth

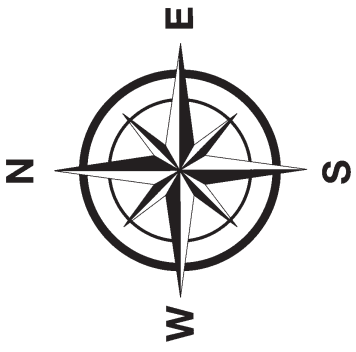
spacing: one seed every 8 inches





# Brassica Family - Bed 8

## 2023 University Hill Elementary Garden



### Planting Instructions:

#### turnip

3/4 inch seed depth

spacing: one seed every 4 inches in each direction



#### radish

1/4 inch seed depth

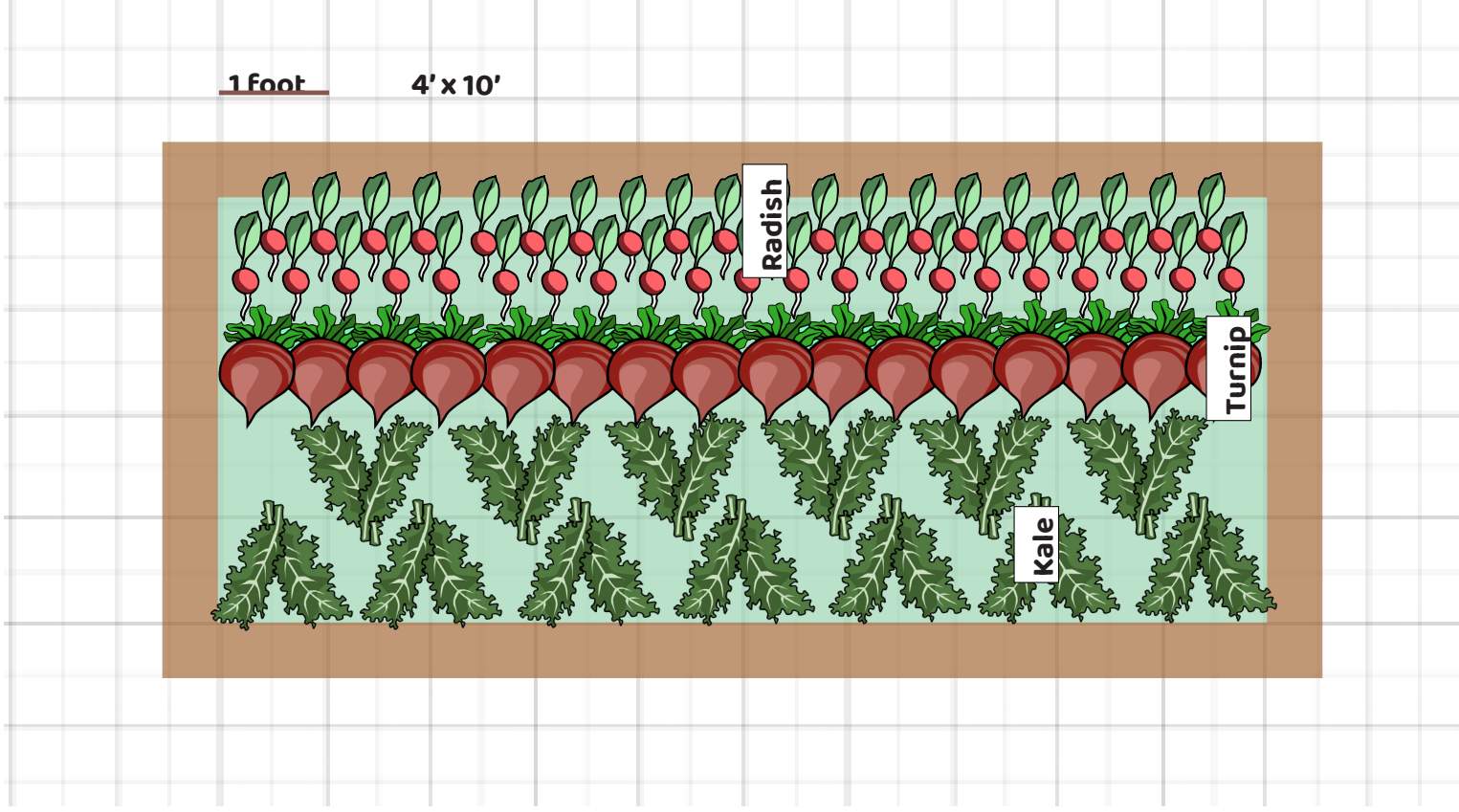
spacing: one seed every inch



#### kale

1/4 inch seed depth

spacing: a group of 3 seeds per foot

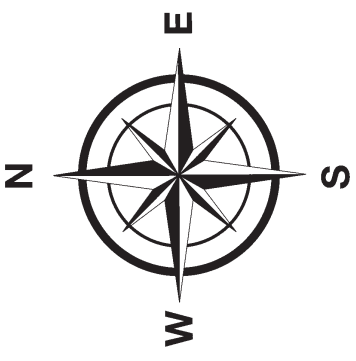




# Carrot Family - TUBS

## 2023 University Hill Elementary Garden

+ Marigold to deter creatures who like tomatoes

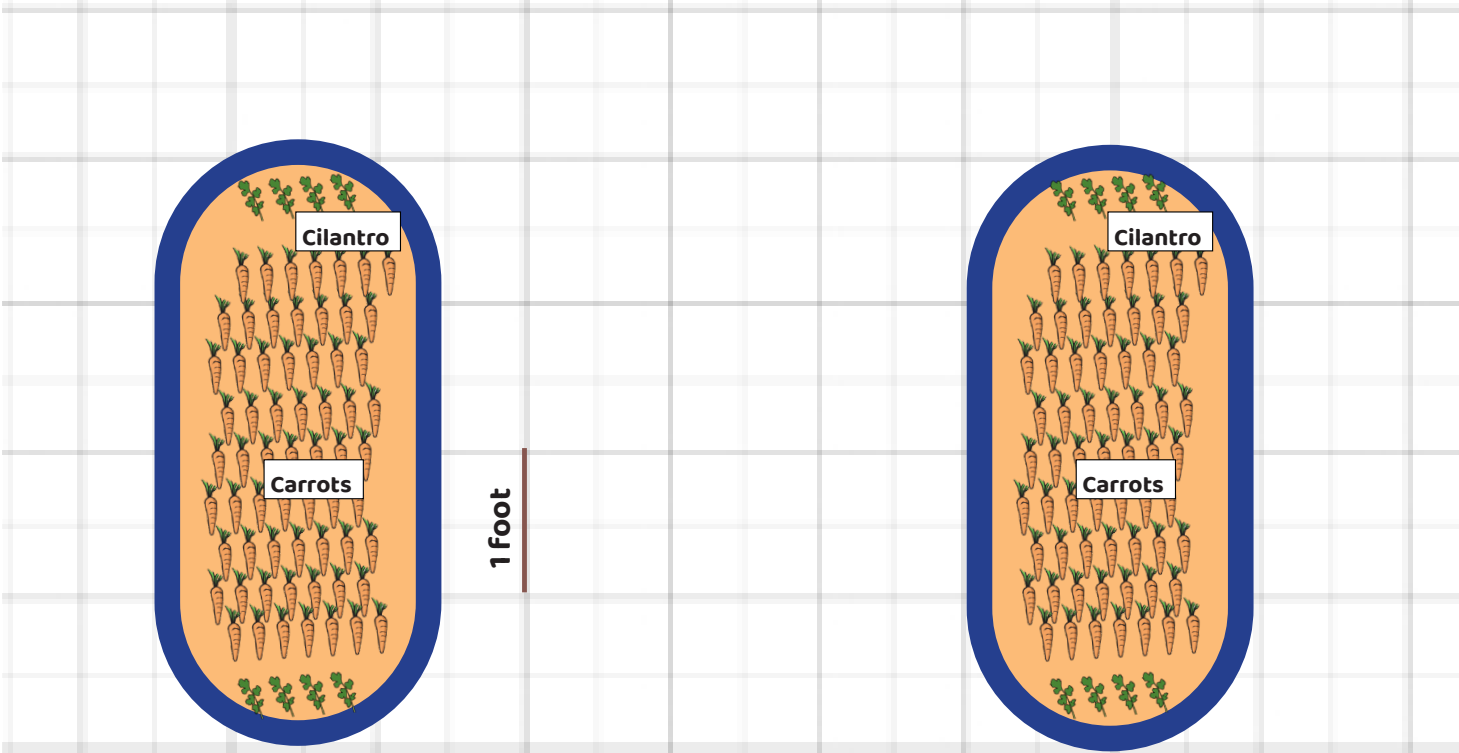


### Planting Instructions:

**carrots**  
1/4 inch seed depth  
-----  
spacing: one seed every 2 inches in each direction



**cilantro**  
1/4 inch seed depth  
-----  
spacing: one seed every 4 inches





Hello Caitlin, Here's wishing you a wonderful planting! Without you, this 2023 3rd grade garden planting wouldn't fly. Thank you so much for all you do—

### A Few Notes about your Delivery:

**Maps:** In making your maps each year we pay very close attention to crop rotation—each bed is on a 3-4 year rotation between plant families. In the table below, “CC” stands for Cover Crop. Asterisk denotes a lettuce bed.

	2021	2022	CC?	2023
<b>Uni Hill</b>				
Bed 1	perennial	perennial	Y	perennial
Bed 2	Cucurbit	Nightshades	Y	Cucurbit
Bed 3	Cucurbit	Carrot	Y	Cucurbit
Bed 4	Carrot	Cucurbit	Y	Nightshades
Bed 5	Nightshades	Cucurbit	Y	Carrot
Bed 6*	Brassica	Legumes	Y	Beetroot
Bed 7*	Legumes	Beetroot	Y	Brassica
Bed 8*	Beetroot	Brassica	Y	Legumes
Tubs	Nightshades	Fall-Planted Garlic	Y	Carrot

Because crop rotation helps with soil fertility and reduces pest and disease pressures, please spend some time before the planting to be certain your map is oriented correctly. Some garden volunteers like to place each page of the map in its corresponding bed for volunteers/teachers/students to easily reference. This is why we print the pages single-sided.

**Watering:** Please keep your starts moist (but not soggy) prior to planting. This will prevent transplant shock and make them easier to handle. After planting, please gently water seeds and starts. Our team will more deeply irrigate when we return later in the day. We'll also install tomato cages with protective plastic.

**Trays and Plastic Containers:** We grow our own plant starts in washed/repurposed containers. Please disregard what's written on any stickers attached to pots. Also, please gather up the containers once the planting is finished. We'll take these away to wash and repurpose again next year.

**Leftover Seeds:** Please leave your leftover seeds in the white plastic tub (ideally in a shaded location) for us to pick up after the planting and use for replanting what doesn't germinate. We'll make sure they don't go to waste!

Please let us know if you have any questions. Happy Planting from Garden to Table's Garden Team!

## Contents of your Delivery:

### For Cucurbit Beds

- Winter Squash Seeds
- Pumpkin Seeds
- Sunflower Seeds
- Summer Squash Seeds
- Cucumber Seeds
- Nasturtium Seeds

### For Nightshade Bed

- 6 Marigold Starts
- 8 Tomato Starts
- 4 Pepper Starts
- 4 Eggplant Start
- 6 potatoes

### For Carrot Bed

- Carrot Seeds
- Cilantro Seeds

### For Beetroot bed

- Chard seeds
- Beet seeds
- 22 onions sets

### For Brassica Beds

- Radish Seeds
- Kale Seeds
- Turnip Seeds

### For Legume Bed

- 4 Marigold Starts
- Pole Bean Seeds
- Bush Bean Seeds

### For Pollinator-Attracting Perennial Bed