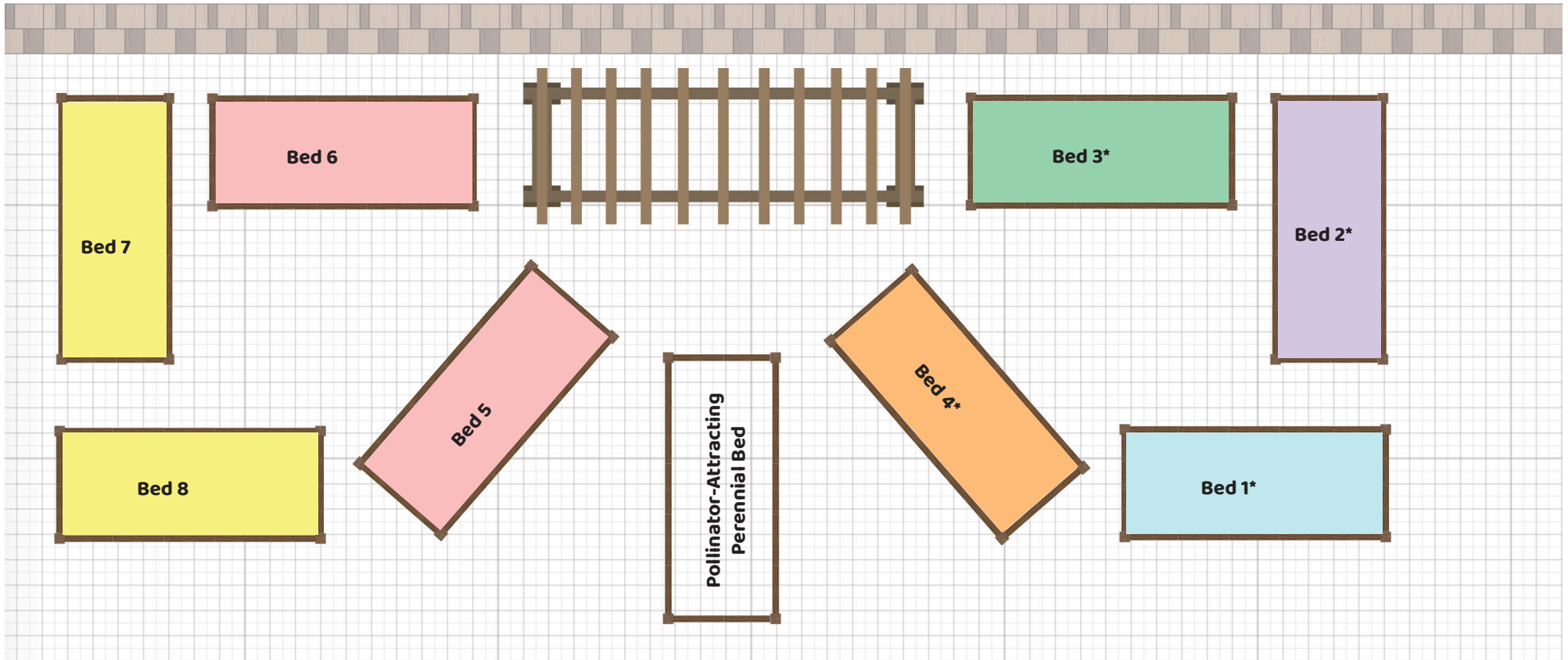



2023 Peak to Peak Garden Overview



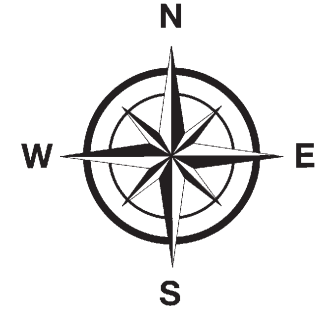
Color Key:	Cucurbit	Carrot	Nightshade	Brassica	Legume	Beetroot

* Early Beds 1-4: These are the four beds where lettuce is planted by first graders each March and grown for May harvest. These beds are equipped for season-extending caterpillar tunnels

Legume Family Bed 1

2023 Peak to Peak Elementary Garden

+ marigolds to deter rabbits



Planting Instructions:

bush beans

1 inch seed depth

spacing: one seed every 10 inches



pole beans

1 inch seed depth

spacing: one seed every 10 inches



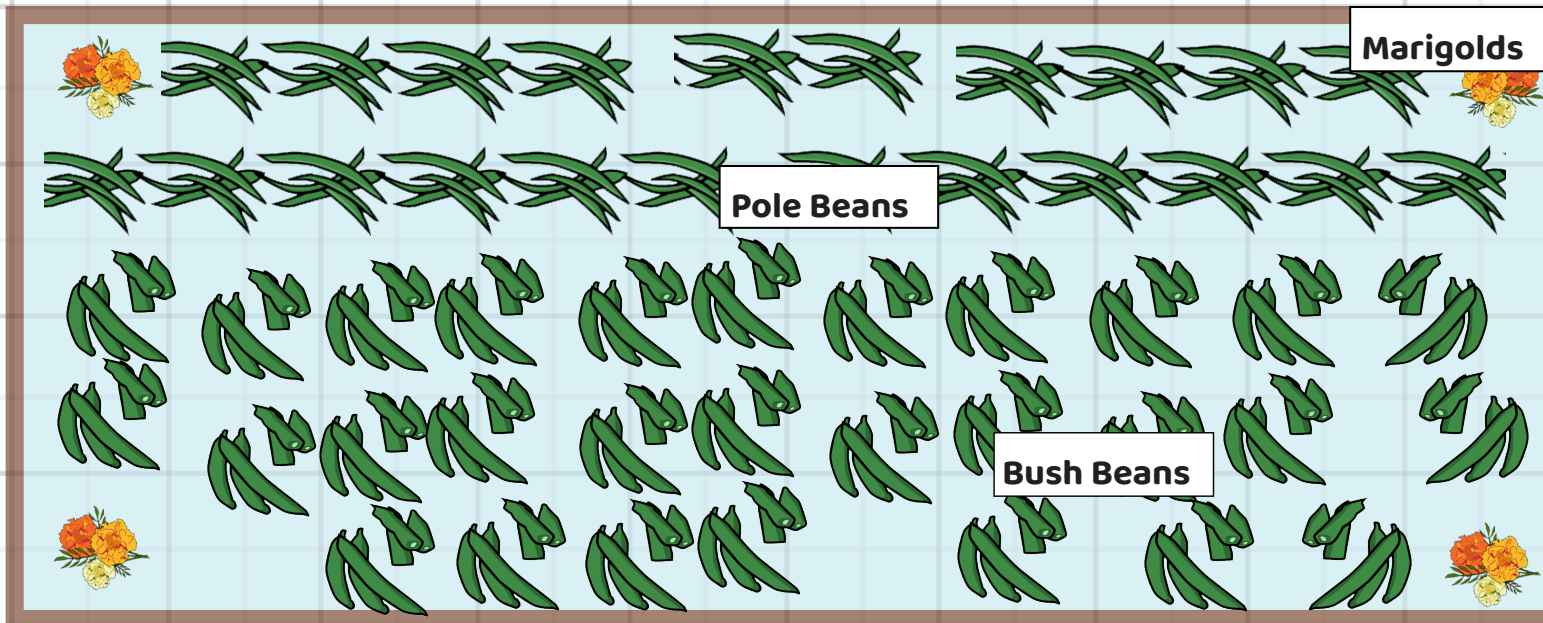
marigolds plant start

spacing: interplant with legumes, 6 inches away from bean seeds



1 foot

Pole Beans require a trellis to climb.



Marigolds

Pole Beans

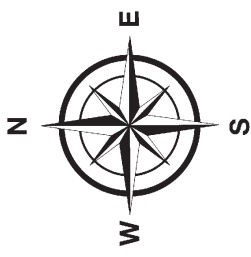
Bush Beans

4' x 10'

Beetroot Family Bed 2

2023 Peak to Peak Elementary Garden

+ onions, as a good companion plant with beets and chard



Planting Instructions:

chard

1/2 inch seed depth
spacing: one seed every 8 inches



beets

1/2 inch seed depth
spacing: one seed every 4 to 6 inches



onion

sets or starts

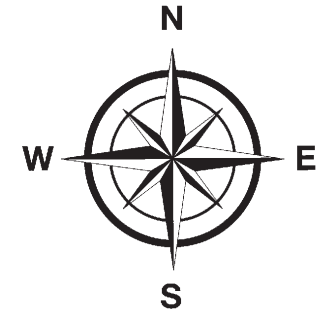
1.5 inch depth with root end down

spacing: one onion every 4-6 inches



Brassica Family Bed 3

2023 Peak to Peak Elementary Garden



Planting Instructions:

turnip

3/4 inch seed depth

spacing: one seed every 4 inches in each direction



radish

1/4 inch seed depth

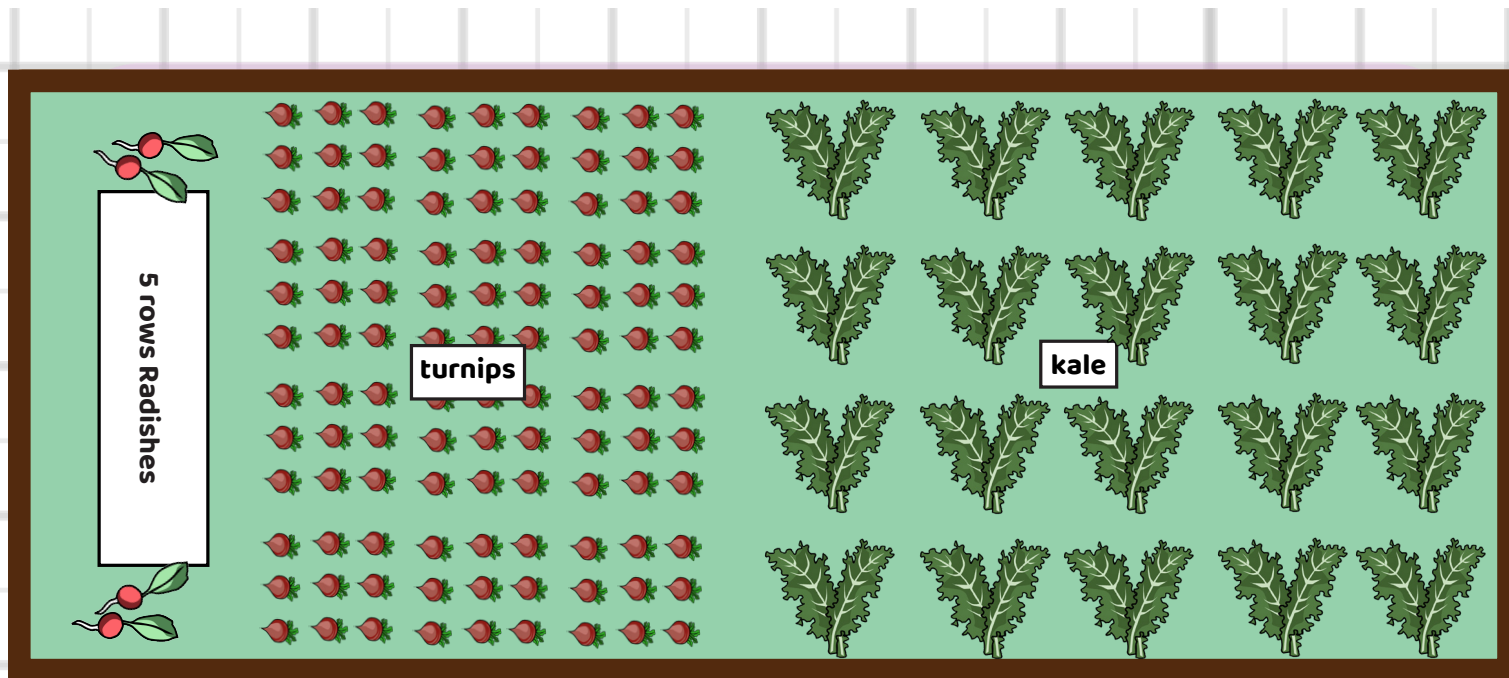
spacing: one seed every inch



kale

1/4 inch seed depth

spacing: a group of 3 seeds per foot



4' x 10'

1 foot

Carrot Family Bed 4

2023 Peak to Peak Elementary Garden

Planting Instructions:

carrots

1/4 inch
seed depth

spacing: one
seed every 2 inches
in each direction



cilantro

1/4 inch seed depth

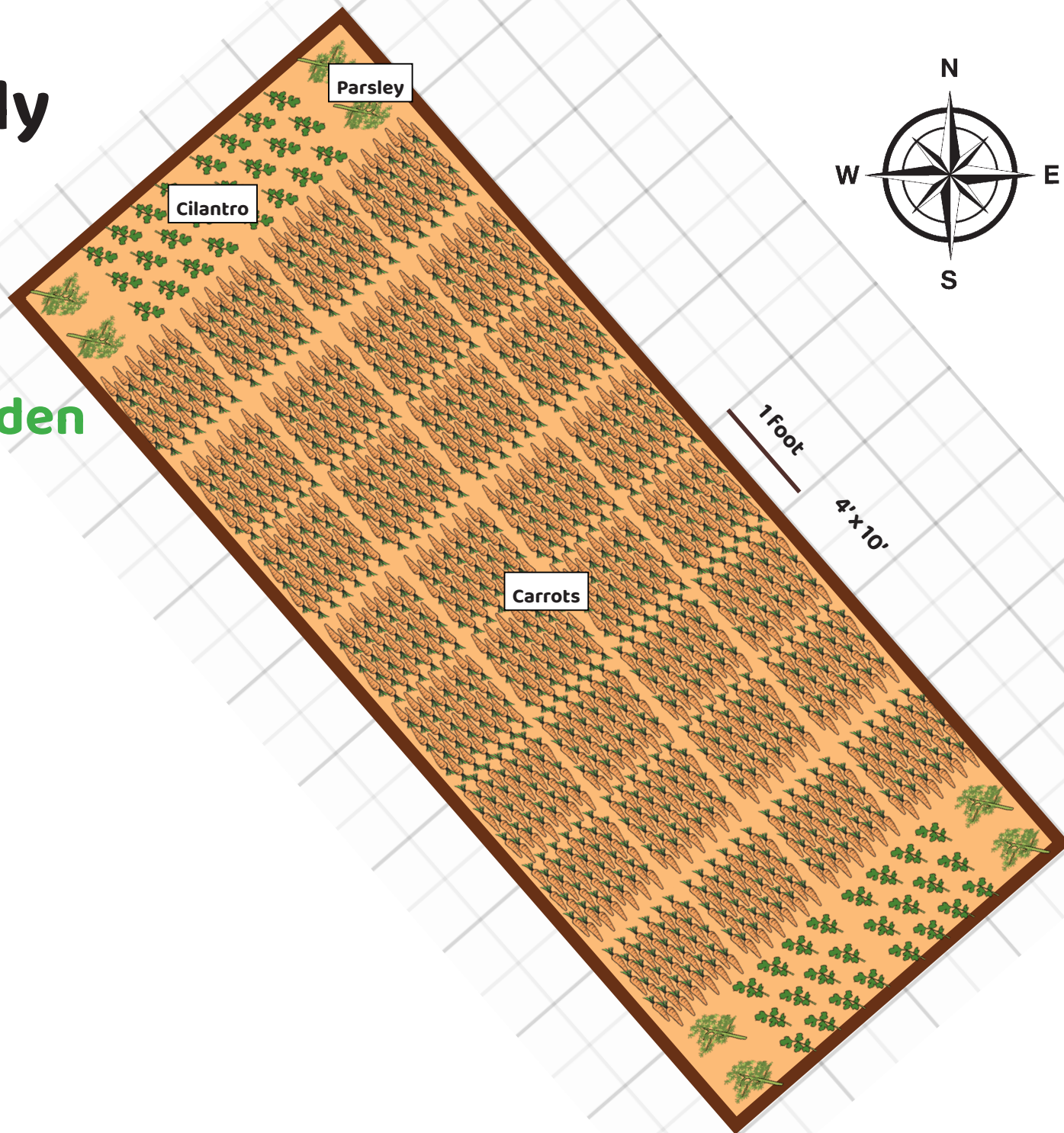
spacing: one
seed every 4 inches



parsley

1/4 inch seed depth

spacing: one
seed every 8 inches



Cucurbit Family Bed 5 + Sunflowers

2023 Peak to Peak Elementary Garden

Planting Instructions:

sunflower

1/4 to 1/2 inch
seed depth

interplant with
winter squash /
pumpkins +/- 10
inches from mounds



winter squash

1 inch seed depth

spacing: three seeds
in each mound*
(mounds spaced
2-3 feet apart)



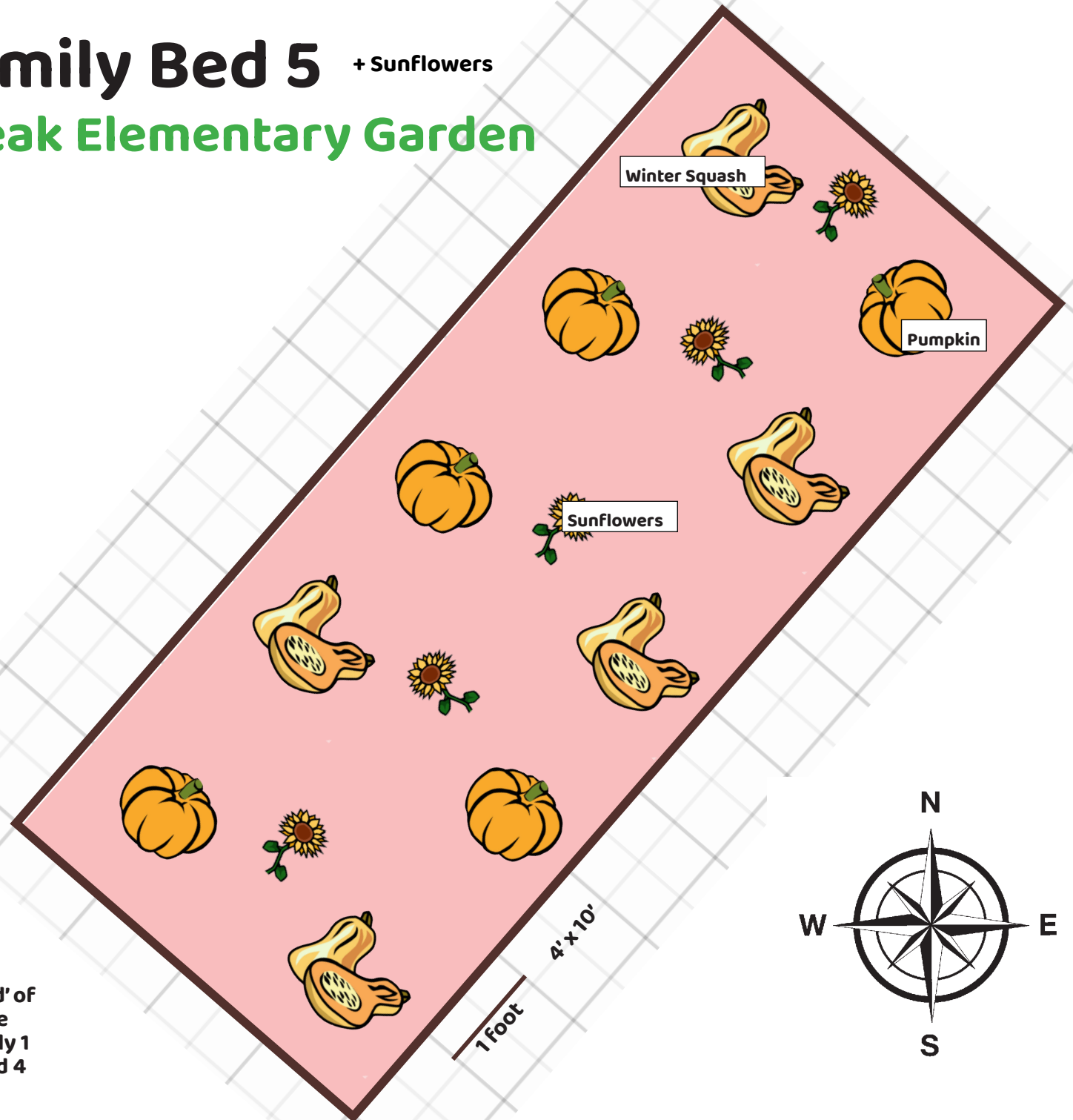
pumpkin

1 inch seed depth

spacing: three seeds
in each mound*
(mounds spaced
2-3 feet apart)



*Each 'mound' of soil should be approximately 1 foot wide and 4 inches tall.



Cucurbit Family Bed 6

2023 Peak to Peak Elementary Garden

+ Nasturtiums to deter creatures who like cucurbits

Planting Instructions:

summer squash

1/2 to 1 inch seed depth

spacing: 2-3 seeds in each mound* (mounds spaced 2 feet apart)



cucumber

1/2 inch seed depth

spacing: 2 seeds every two feet



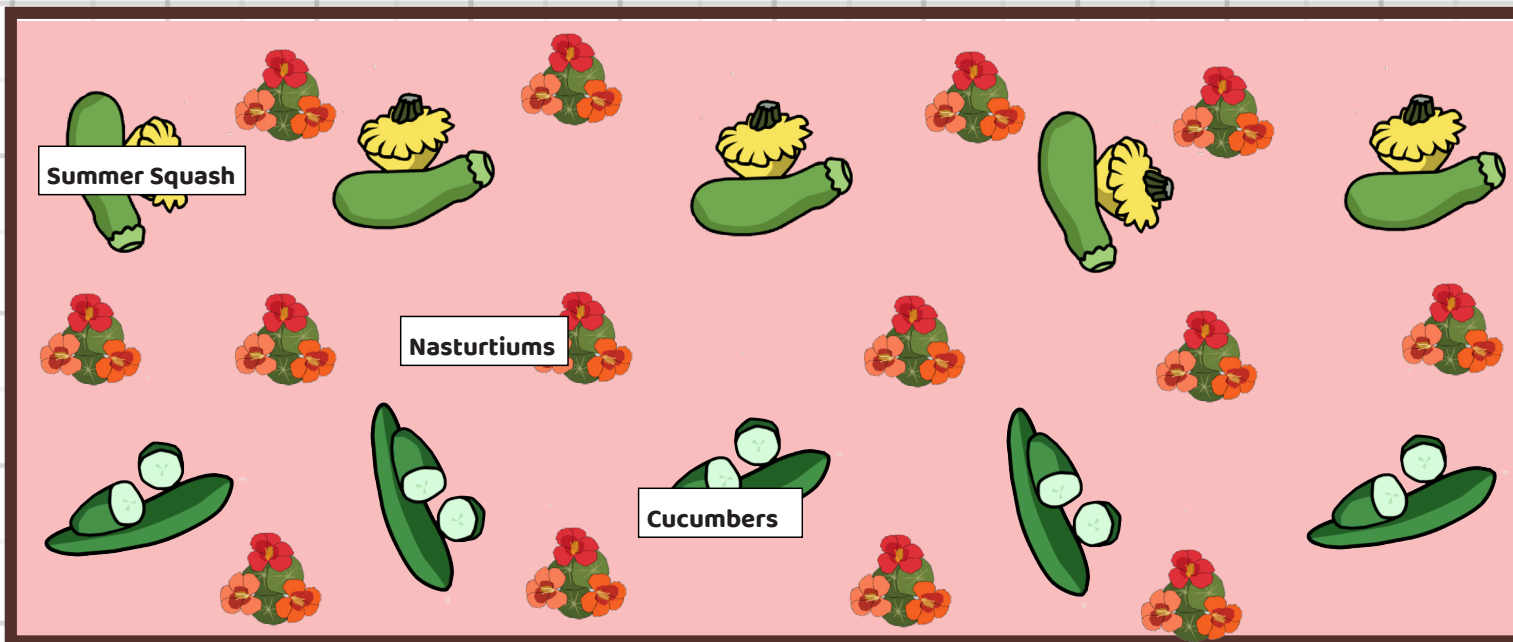
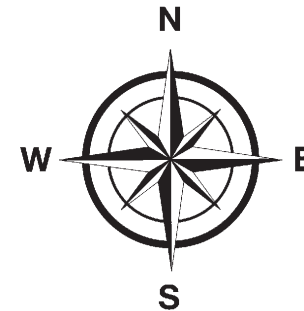
nasturtium

1/2 inch seed depth

interplant with summer squash / cucumbers. Should be +/- 10 inches from other seeds



*Each 'mound' of soil should be approximately 1 foot wide and 4 inches tall.



1 foot

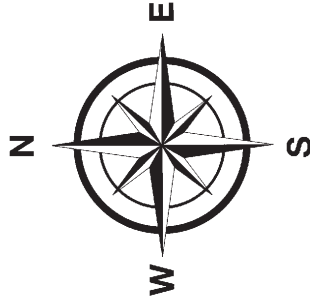
4' x 10'

Nightshade Family Bed 7

2023 Peak to Peak Elementary Garden

+ Marigold and Calendula to deter pests who like nightshades

+lettuce



1 foot

4' x 10'

Planting Instructions:

marigold
plant start
spacing: interplant with nightshades, 6 inches away from other plants




tomatoes
plant start
spacing: one plant +/- every 2 feet




peppers
plant start
spacing: one plant +/- every 14 inches



potatoes
3 to 4 inch depth
spacing: one potato section every 12 to 18 inches, cut side down, with eyes (sprouts) up




eggplant
plant start
spacing: one plant +/- every 14 inches

* This spot is for lettuce left in place to grow all summer for students to see it go to seed in the fall.

Nightshade Family Bed 8

2023 Peak to Peak Elementary Garden



potatoes

3 to 4 inch depth

spacing: one potato section every 12 to 18 inches, cut side down, with eyes (sprouts) up




marigold

plant start

spacing: interplant with nightshades, 6 inches away from other plants



Marigolds deter pests who like nightshades



1 foot

4' x 10'